

Energy saving Essentials



Issued by: DSM
Issue date: May 2008


For more information please visit www.eskom.co.za/dsm




Top Saving Tips at Home

There is a golden rule that applies to saving electricity in the home: *If you're not using it, switch it off.*


By partnering with Eskom and changing the way we use energy everyday, you can make a difference to the electricity supply shortage in our country.




Geyser – it guzzles 39% of your monthly energy usage. Switch it off reduce your energy demand. Don't forget to insulate the geyser and water pipes.




Shower – it uses less water than bathing and using less hot water means less work for the geyser. Use an aerated shower head since it uses less water.




Lighting – replace all your incandescent bulbs with energy saving Compact Fluorescent Lamps (CFL) and switch off the lights in unoccupied rooms.



Standby electricity – don't leave your TV, DVD player, etc. on stand-by mode, they still use up to 50% of their operating power. Rather switch them off at the power button and don't forget to unplug your cell phone charger after your phone has been charged or it will continue to draw power.



Refrigeration – close your fridge door quickly so it doesn't use extra power to get back to its optimal cooling level.



Temperature control – keep the room temperature between 18° C – 22° C, this known as the “golden zone”. Use extra clothes, blankets and hot water bottles to keep warm without using extra heaters.

Top Power Outage Tips

If the power goes out while you're using an appliance, be safe and disconnect the appliance at the wall.

How to minimize the inconvenience of power outages:

- Always charge your cell phone when power is available.
- Try to keep a full tank in your vehicle because petrol stations cannot pump fuel during power outages.
- Ensure that you have enough cash on you, since ATMs need power to work.
- Release the mechanism that operates your electric garage door, so you can park your car during a power outage. The same applies for electric security gates.
- Keep torches in places where they will be easy to find in the dark.

How to keep your cool during power outages: Innovative ways to cook a meal without power.

- Cover to keep it hot and start preparing meals before the power goes out.
- Braai! The weather is perfect for it!
- Keep dry stocks of essential foodstuffs and have snacks that do not need refrigeration and/or cooking.
- Most medicine that requires refrigeration can be kept in a closed fridge for several hours without spoiling. Check with your doctor or pharmacist to be sure about this.
- Fill plastic containers with water and freeze them, don't forget to leave some space inside each container for expansion during freezing. This (frozen) water will help keep food cold during a power outage.



**Thank you for doing what you can to save electricity.
Together we have the power to keep the lights shining.**